

Huon Valley

LOCAL GOVERNMENT AREA



Health is closely tied to our daily environment. This Community Health Check presents information about the environmental, social and economic state of the Huon Valley local government area.

**Community Health
Check 2021**



About us



	Huon Valley LGA	Tasmania
Our population	17,966	540,780
Aboriginal population	<p>9.2%</p>	<p>4.6%</p>
Population by age	<p>0-14 15-24 25-44 45-64 65+</p>	<p>0-14 15-24 25-44 45-64 65+</p>
Born outside Australia	<p>23%</p>	<p>12%</p>
Median age in years	45	42

Sources: Our population: Australian Bureau of Statistics, Data by region, Estimated Resident Population, 2020; Aboriginal population and Born outside Australia: Australian Bureau of Statistics, Data by region, Estimated Resident Population (Census) 2016; Population by age, and Median age in years: Australian Bureau of Statistics, Data by region, Estimated Resident Population 2019.

Social and economic conditions



Education

The proportion of people in the Huon Valley LGA who have completed Year 12 or equivalent is the same as Tasmania overall.

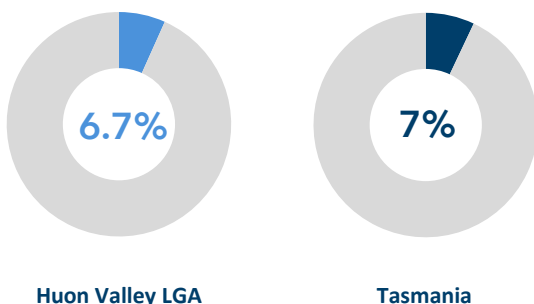
PER CENT OF ELIGIBLE POPULATION WHO HAVE COMPLETED YEAR 12 OR EQUIVALENT



Higher education levels are associated with better health outcomes.

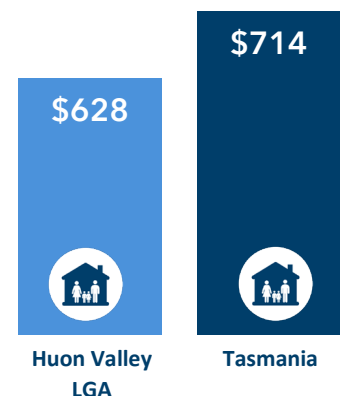
Unemployment rates

The rate of people in the Huon Valley LGA who are unemployed is less than the rate in Tasmania overall.



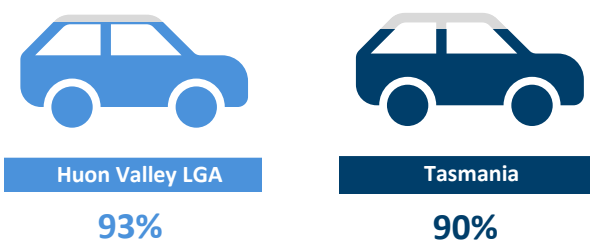
Median weekly income

Weekly income per household is less in the Huon Valley LGA than in the rest of Tasmania.



Motor vehicles

Ninety-three per cent of homes in the Huon Valley LGA have one or more motor vehicles.



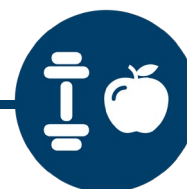
Home ownership

More people in the Huon Valley LGA own their homes outright, compared with the rest of Tasmania.

	Huon Valley	Tasmania
Owned outright	41%	36%
Owned with mortgage	37%	34%
Rented	18%	27%

Source: Education, Unemployment rates, Median weekly income: Australian Bureau of Statistics Data by Region 2016; Private dwellings with one or more motor vehicles, Home ownership: Australia Bureau of Statistics, 2016 Census QuickStats Huon Valley LGA.

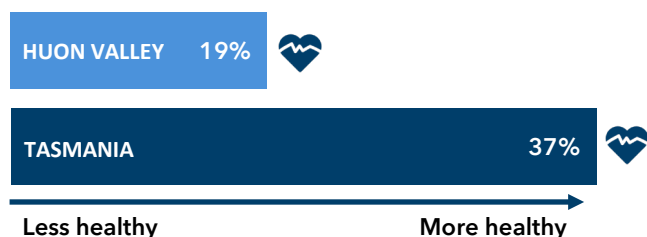
Healthy living



Self-reported health

Nineteen per cent (19%) of Huon Valley LGA residents rated their health as “excellent” or “very good”. This is lower than the rate for Tasmania.

ADULTS REPORTING THEIR OWN HEALTH AS ‘EXCELLENT’ OR ‘VERY GOOD’




How people feel about their own health, their state of mind and their life in general is a common measure of health. (Australia's Health 2018. AIHW)

Risk factors

Risk factors are conditions or behaviours that make it more likely people will get a chronic condition or health problem.

	Huon Valley LGA	Tasmania
Overweight/obese body mass index (BMI)	71%	58%
Current smoker	15%	12%
Consumes 2 or more drinks per day*	19%	19%
Insufficient moderate/vigorous activity+	12%	11%
Less than two serves of vegetables per day^	92%	91%
Less than two serves of fruit per day^	51%	53%

In the Huon Valley LGA, around 15% of people aged 18 years and over, are daily and current smokers, which is higher than the rate for Tasmania.



Source: Self-reported health and Risk factors: Department of Health and Human Services Report on the Tasmania Population Health Survey 2019

*2009 National Health and Medical Research Council alcohol guidelines

+2014 National Health and Medical Research Council physical activity guidelines

^2013 National Health and Medical Research Council dietary guidelines


Healthy living



Psychological distress

More adults in the Huon Valley LGA are likely to experience high or very high levels of psychological distress compared with Tasmania overall.

PEOPLE WITH HIGH OR VERY HIGH LEVELS OF PSYCHOLOGICAL DISTRESS



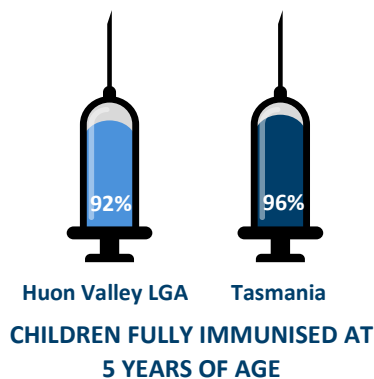
Psychological distress is a term used to describe unpleasant feelings or emotions that can influence how we function in daily life.

Health care



Immunisations

Ninety-two percent (92%) of children in the Huon Valley LGA are fully immunised by the age of five, which is less than the rate for Tasmania.



GP and emergency department encounters

During 2018 – 2020, in the Huon Valley LGA, 18,864 people visited a general practitioner, and 6,307 people attended an emergency department.



18,864 individuals had an encounter with a general practitioner*



6,307 individuals visited an emergency department, with 11,000 episodes**

Immunisation is a safe and effective way to protect against harmful diseases. The more people who are immunised, the less chance some diseases have to spread.

Sources: Psychological distress: Department of Health and Human Services Report on the Tasmanian Population Health Survey 2013; Immunisations: Primary Health Information Development Unit, Social Health Atlas of Australia: Local Government Areas; Compiled based on data provided by Australian Childhood Immunisation Register, Medicare Australia, 2018. GP encounters: Primary Health Information Network (PHIN) dataset; *Individual totals may be higher due to patients potentially visiting more than one practice outside an LGA area or possible de-identification linkage errors from patient administration extraction software. Emergency department encounters: Tasmanian Public Hospitals ED dataset **numbers are approximated by postcode (2019) corresponding to LGA (2020), as original ED data only contains postcode information of patients






Health outcomes



Public hospital admissions

During 2018-2020 there were 11,296 admissions to Tasmanian public hospitals from the Huon Valley LGA area, with 5,547 overnight stays.

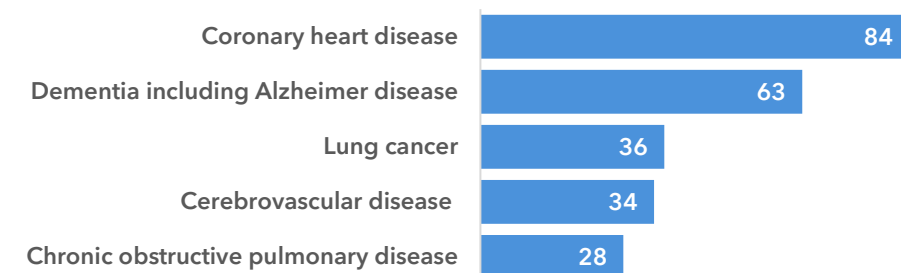
TOP FIVE CAUSES FOR OVERNIGHT ADMISSIONS 2018-2020

-  **Women giving birth**
-  **Factors influencing health status and contact with health services***
-  **Other chronic obstructive pulmonary disease**
-  **Heart failure**
-  **Pain in throat and chest**

Causes of death

During 2015-2019 coronary heart disease (12.5%), dementia including Alzheimer disease (9.4%), lung cancer (5.4%), cerebrovascular disease (5.1%), and chronic obstructive pulmonary disease (4.2%) were the leading causes of the 672 deaths in the Huon Valley LGA area.

TOP CAUSES OF DEATH 2015-2019, BY NUMBER



ALL CAUSES

672

Sources: Public hospital admissions: Department of Health and Human Services, Health Central Data Warehouse; accessed July 2021. Causes of death: Mortality over Regions and Time (MORT) book, LGA, 2015-2019, accessed July 2021.

* i) examination and investigation, ii) communicable diseases, iii) reproduction, iv) related to socioeconomic and psychosocial circumstances, v) health services in other circumstances and vi) related to family and personal history and certain conditions influencing health status

The Tasmanian Community Health Checks feature information about the 29 Local Government Areas (LGAs) in Tasmania. For reports on the other 28 LGAs, please visit primaryhealthtas.com.au and search for [Community Health Checks](#) or email info@primaryhealthtas.com.au.

This data is sourced as part of Primary Health Tasmania's ongoing provider support activity. While extensive efforts have been made to ensure this information is as accurate as possible, the data is gleaned from multiple public and private organisations via visits and web searches, and Primary Health Tasmania cannot attest to the continued veracity of this dataset as practice and practitioner details change continually. The information presented is accurate as of July 2021. For the most current information, please go to www.phnexchange.com.au.